

## Social Mapping: Sustainable Livelihood Approach Karyawangi Village, Pulosari Subdistrict, Pandeglang District

Sumintak Sumintak<sup>1\*</sup>, Kamaluddin Nurdin<sup>2</sup>, Agus Sukirno<sup>3</sup>, Ade Fakhri Kurniawan<sup>4</sup>, Hunainah Hunainah<sup>5</sup>

<sup>1,3,4,5</sup> Universitas Islam Negeri Sultan Maulana Hasanuddin Banten, Indonesia; <sup>2</sup>Universiti Islam Sultan Sharif Ali, Malaysia

\*Corresponding author: sumintak@uinbanten.ac.id

### History of Article:

Submitted: Sep 11, 2023

Accepted: Dec 02, 2024

Published: Dec 14, 2024

### Citation Style (APA):

Sumintak, S., Nurdin, K., Sukirno, A., Kurniawan, A. F., Hunainah, H. (2024). Social Mapping: Sustainable Livelihood Approach Karyawangi Village, Pulosari Subdistrict, Pandeglang District. *Prosperity: Journal of Society and Empowerment*, 4(2), 151-175. <https://doi.org/10.21580/prosperity.2024.4.2.20670>

Copyright © 2024 Prosperity: Journal of Society and Empowerment

Submitted for possible open-access publication under the terms and conditions of the Creative Commons Attribution-ShareAlike 4.0 International License.



**Abstract:** Social mapping is a crucial step in effective community empowerment. This research combines the Asset-Based Community Development (ABCD) framework with the Sustainable Livelihood Approach (SLA) to analyze the potential of community assets in Employeesgi Village, Pulosari District, Pandeglang Regency. The research aims to identify key assets such as natural resources, human capital, social networks, financial capital, and infrastructure to support sustainable development. The research method involved secondary data collection, questionnaires, focus group discussions (FGD) surveys, and purposive sampling techniques with 64 respondents. The research results show that the employee village has good infrastructure assets but faces human and financial capital challenges. Integrating local potential with a targeted development approach produces strategic recommendations, including skills training, financial management, developing nature-based tourism, and improving waste management and transportation access. In conclusion, by optimally utilizing local assets, community empowerment can increase economic resilience and social cohesion while encouraging sustainable development.

**Keywords:** Social Mapping, Sustainable Livelihoods Approach, Asset Based Community Development, Karyawangi Village, Community Empowerment

**Abstrak:** Pemetaan sosial merupakan langkah krusial dalam pemberdayaan masyarakat yang efektif. Penelitian ini memadukan kerangka Pengembangan Masyarakat Berbasis Aset (ABCD) dengan Pendekatan Mata Pencaharian Berkelanjutan (SLA) untuk menganalisis potensi aset masyarakat di Desa Karyawangi, Kecamatan Pulosari, Kabupaten Pandeglang. Tujuan penelitian adalah mengidentifikasi aset utama seperti sumber daya alam, modal manusia, jaringan sosial, modal finansial, dan infrastruktur untuk mendukung pembangunan berkelanjutan. Metode penelitian melibatkan pengumpulan data sekunder, survei menggunakan kuesioner, diskusi kelompok terfokus (FGD), dan teknik sampling purposive dengan 64 responden. Hasil penelitian menunjukkan bahwa Desa Karyawangi memiliki aset infrastruktur yang baik namun menghadapi tantangan dalam modal manusia dan finansial.

Integrasi potensi lokal dengan pendekatan pembangunan yang terarah menghasilkan rekomendasi strategis, termasuk pelatihan keterampilan, pengelolaan keuangan, pengembangan pariwisata berbasis alam, serta peningkatan pengelolaan sampah dan akses transportasi. Kesimpulannya, dengan memanfaatkan aset lokal secara optimal, pemberdayaan masyarakat dapat meningkatkan ketahanan ekonomi dan kohesi sosial, sekaligus mendorong pembangunan berkelanjutan.

**Kata Kunci:** Pemetaan Sosial, Pendekatan Mata Pencaharian Berkelanjutan, Pengembangan Masyarakat Berbasis Aset, Desa Karyawangi, Pemberdayaan Masyarakat

## Introduction

Increase understanding public about who "himself " is, what he faces, and resources that are available To handle problems that are objective from social mapping (Putra et al., 2022: 6). Gunawan (2018) State that social mapping is an effort to understand the condition social the public local. Activity is important for planning development because every public has different social conditions, which causes the public to own different problems and needs. Social mapping is also done to know the need base society, potential source power and social capital community, and related stakeholders' existence and activity perpetrator in the program. This also helps identify the root perceived problem of public (Amiruddin & Rozalinna, 2020).

This study will employ the Asset-Based Community Development (ABCD) framework alongside the Sustainable Livelihood Approach (SLA) to identify and analyze key assets in Karyawangi Village, such as natural resources, human capital, and social networks. This integrated approach seeks to address the limitations of previous research by providing a structured methodology that emphasizes local assets' role in sustainable economic development and resilience building (Rudito & Famiola, 2013).

Therefore, social mapping should be important before starting activity empowerment public. Mapping results can work as a base for determining the most suitable empowerment For community or public certain (Annisa & Fadli, 2024). Mapping profile community, mapping asset community, and mapping social are several types of general mapping used to determine potency or possible opportunities explored by the group society (Gunawan & Sutirsno, 2021: 95).

Gunawan (2018) Defines community development as an action plan through development steps that must be carried out to achieve the main goal, namely achieving prosperity and benefit of society. Community development is crucial to overcoming various social problems and increasing village potential (M. U. M. Putra & Dilham, 2017). Although development is often associated with the government, local community participation is also needed. Even though government programs are very good, they will only be development programs or have no results if the community does not participate (Rahmawati et al., 2016).

According to Kartasasmita (1996: 4) Lost power in part of big society results from a long historical process. As a result, layers public do not own adequate access to asset productive, normally controlled by those who own its power. In the end, setbacks economy can bring them far from power. Because it is a circle no stop pivoting, empowerment has two goals. First, that helps people out of the shackles of poverty and backwardness. Second, that strengthen the position layer public in structured power, empowerment programs must chase both and do it (Achmad, 2023).

Give opportunities, opportunities, knowledge, and skills to the public to participate and influence the life community they alone called empowerment (Ife, 1996: 182). According to the Webster Dictionary in Prijono & Pranarka (1996: 3), empowerment contains two meanings. First means give authority or strength, and second means give ability. Understanding first is to share power, divert power, or give authority to other people. At the same time, understanding is interpreted as an effort to give ability or empowerment.

More carry on to clarify what was expressed by Pranarka & Moeljarto (1996: 57) Say that emergency draft empowerment is a desired idea that considers man a subject from his world Alone. Therefore, it is reasonable if the draft shows two tendencies; first, empowerment emphasizes the giving process or diverting part power, strength, or ability (*power*) to society, organization, or individual to become more empowered; this process is often called primary tendencies of meaning empowerment whereas trend second or trend secondary emphasizes the process of stimulating, encouraging or motivating the individual to have ability or empowerment for determine what to be choice his life through a dialogue process.

According to Hulme and Turner in Pranarka & Moeljarto (1996:63), empowerment pushes social change because enabling those on the fringes who are not empowered own more influence in politics, local and national. As a result, good individual or collective empowerment is a related process with connection changing power between individuals, groups, and social institutions. It is also a process of personal change because everyone does something to strengthen their understanding of the world of places they stay. See method empowerment done Good in a way individual nor in a way group, which is form change society characterized by polarization economics and relationships between layer social or hierarchical status others, tend to consider as form effective empowerment because people with fate the same one can unite in group. Therefore, meetings involving group discussions can increase awareness and commitment group. Insider groups can become One of each other and share interests (Pranarka & Moeljarto, 1996: 138). Katz in Payne (1997: 272) Say that: "participation and empowerment can increase access to information involving the manufacturing process policy and giving attention full of clients For view worker processes social".

More carry-on, for example, Sumodiningrat (1999: 134) Says that wisdom empowerment public in a way can categorized as form shared choices become three groups is 1) Wisdom in a way No direct aiming at the target but gives base achieved supportive atmosphere activity social

people's economy; 2) Wisdom that is direct leads to improvement activity economy group target; 3) Wisdom specifically reaching out poor people through effort special.

Empowerment efforts are made public through the program from various sectors covered by the domestic budget. Empowerment is not only concerned about funding will but also related to enhancing ability source power, human and institutional. So that can create A change socially. Wilbert Moore defines social change as a change from structured social patterns of behavior and interactions social part from structure social (Moore, 1967: 3). Therefore, that change can be defined as the search for see and learn Act in-demand public related to change. According to Selo Soemardjan, social change is all change in an institution society in something influencing society's social system, including values, attitudes, and patterns between treatment groups public.

According to structural functional theory, society is considered part of a composed system from Many interconnected subsystems. Then, parts work the same for doing whatever you can to help the system endure life. Various thinker's theory functionalism concentrate on definitions of necessary action for guard system social endure. Individual factors, socialization processes, systems economics, division work, and norms or applicable value are several parts of necessary social noticed (Ritzer & Goodman, 2008: 127-128).

Society, especially the so-called public civil, is considered a "group all over non-family institutions and associations in a country." This society is independent of the country and influences the public (Khoiron, 2000) Organizing the public means transformation social To improve conditions as a way whole (Saefullah, 2003: 17). The organization is the first step to reaching the ideal conditions (Waidi, 2008: 15). Dave Beckwith and Christina Lopes define organizing public as a building process strength involves constituents as much as possible through a discovery process existing threats in a way together, get to know each other existing threats in a way together, get to know each other desired solutions to existing threats; getting to know people and structures, bureaucracy, and existing tools so that the resolution process is more complete effective can be done (Waidi, 2008).

According to Hawtin & Smith (2007) Profile community usually refers to various initiatives carried out by organizations, such as community, institution law, and organization volunteerism. The community profile includes all needs, resources, and devotion-based problems affecting the community. Is community organizing where the keyword is changed? Can it be done from and by the community, while external factors alone can simultaneously speed up or slow down the change process?

Without participation, community organizing activities will not occur in real terms. Vice versa, non-participatory organizing gives rise to pseudo-social transformation. Thus, the data presented from mapping social services in KARYAWANGI Village, Pulosari District, Pandeglang Regency, can be used specifically as material for decision-making or planning community empowerment activities. The reason why this village is a research location is because this village has potential assets in the form of natural resource assets.

## Methods

To ensure that activities of this program can be measured and regulated, activities devotion-based village fostered (empowerment economy society village) is done with the use method *Asset Based Community Development* (ABCD). The ABCD approach is possible public to build his village Alone without need help from outside. This method started with identifying assets owned by the society, which can then be used For building a village (Afandi et al., 2022: 221). The framework analysis used is the draft *Sustainable Livelihood Approach* (SLA) for analyzing activity mapping social this. SLAs are a combination approach *bottom-up* and *top-down* in empowering the public. *Integrated Rural Development* (IRD) and *community-based Development* (CBD) are two approaches to the development of more society goods (Nilaisari, 2021).

The techniques used in deep data collection mapping social This include 1) Secondary data collected through documented data, for example, from various literature, publications, or reports from relevant institutions, for example, institution governance, academics, and outcomes study; 2) Doing survey with use compiled questionnaire based on required information. Instrument data collection or information in a questionnaire operationalized to an item shape or question. Drafting questions from the questionnaire in mapping social This based on aspect approach *Sustainable Livelihood Approach* (SLA); 3) *Focus Group Discussion* (FGD) was carried out to informant the main one has knowledge and information required, for example apparatus government, Pictures society and parties other.

Determination of informants and respondents in activity mapping social activities in the Karyawangi Village using *purposive sampling* technique, *purposive sampling method* used for choose informants for primary data collection by objective mapping social. Informants are chosen based on how near they with source information collected as an activity database, and they can too recommend other informants' methods to strengthen and complete information that has been they get previously (Cooper & Schindler, 2011).

Retrieval process sample: Every member population may own the same opportunity for chosen. Study This uses calculation proportion at least with amount Respondents were 64 families in employegi village. In mapping social elections, respondents use the interval obtained with a count comparison between the population and the number of samples. In mapping social, this is the base of is House ladder. The respondent's name was chosen randomly as a benchmark interval.

## Results and Discussion

### Condition Karyawangi Village Objectives

Karyawangi Village is an expansion from Banjarwangi Village. In 1981, the then village head, M. Aria, who took office as the village head, proposed the expansion village Because the area was large and did not give service optimal society. Proposal This was received in 1982. This village became a

Preparatory Village and was led by M. Misdja for One year. In 1983, his name became the Karyawangi Village and is still used until now. Village name This initially proposed employing originate from the words “karya,” which means “ideal,” and “wangi,” which means “fragrant”.

Some people who have led the Karyawangi Village as the head village are as follows Table 1.:

Table 1. List of Names of Karyawangisi Village Heads

Name	Period	Information
M. Misdja	1982-1983	Preparation Village
M. Misdja	1983-1993	
Endang Sujadi	1993-2000	
Endang Sujadi	2000-2008	
Sugar	2008-2014	
Paradise	2014-2015	PJS
Jundariah	2015 -2021	
Ade Jumaedi	2021-2027	

Source: Karyawangi Village Profile, 2023.

By Geographical Location of Karyawangi Village, the area is 276,400 Ha; located in the District Pulosari, Regency Pandeglang, Karyawangi Village border with several villages other like Table 2.:

Table 2. Karyawangisi Village Area Boundaries

<b>North</b> _	Border with Banjarwangi Village
<b>Southside</b>	Border with Koranji Village
<b>West Side</b>	Borders b with Subdistrict Snap
<b>East</b> _	Borders with Cilentung Village

Source: Karyawangi Village Profile, 2023.

The total area of the Village is 276,400 Ha, consisting of several lands as depicted in the table below Table 3.:

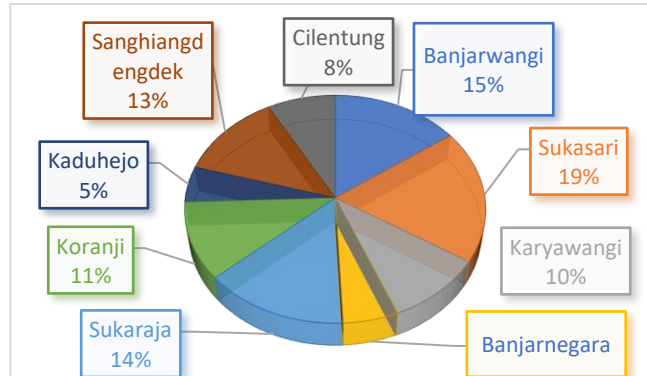
Table 3. The land area of Karyawangi Village

No	Land	Area (Ha)
1	Settlement	15,427
2	Rice Field Farming	136,824
3	Farm/ Moor	26,840

4	Office	1,451
5	School	1.5
6	Road	19.5
7	Field Football _	0.1
<b>Amount</b>		<b>276,400</b>

Source: Karyawangi Village Profile, 2023.

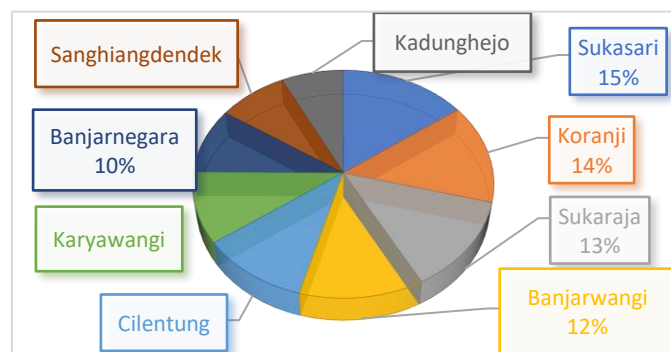
Based on amount wide area according to villages/sub-districts in the District Pulo Sari Karyawangi Village in a way percentage by 10%, as depicted in detail in the diagram below Picture:



Picture 1 Percentage of Village Area in the District Pulosari

Source : District Pulosari in Pictures 2023, BPS.

From the Picture 1. above is known that the area of the village in the sub-district Pulosari, Sukasari Village village widest with 19%, Kadunghejo Village and Banjarnegara Village village smallest with an area of 5% of the total area of the District Pulosari. Based on amount residents of Karyawangi Village own amount resident as many as 3,320 people, in ratio amount resident villages in the District Pulosari, Karyawangi Village occupy sixth most \_ population inhabitants, meanwhile in a way detailed presented in the image below:

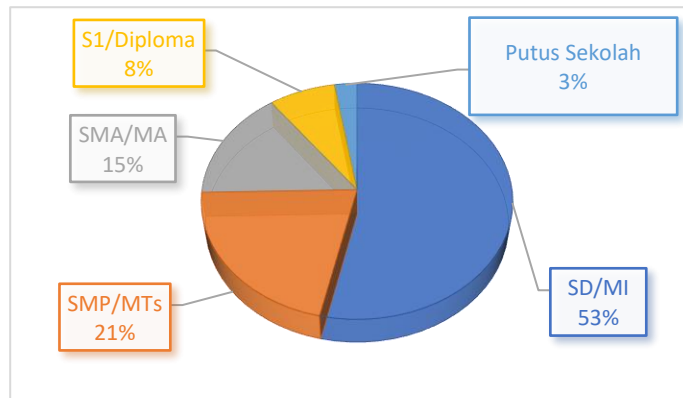


Picture 2 Percentage Amount Village Residents in the District Pulosari

Source: District Pulosari in Pictures 2023, BPS.

From the Picture 2. above is known that Sukasari Village became the village with amount the most residents with a percentage of 15%, totaling 4,957 people; Kadunghejo Village became the village with amount lowest population percentage of 7%, numbering 2,434 people, while it was the Karyawangi Village loksi activity mapping social the percentage by 10% or totaling 3,320 people.

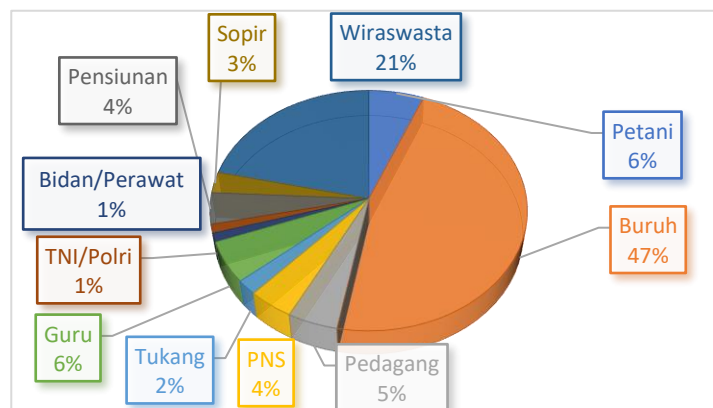
From aspect education, the majority of the education of the Karyawangi Village Community educated school basically, as served in detail in the image below:



Picture 3. Percentage of Education Level of the Karyawangi Village Community

Source: Karyawangi Village Profile, 2023.

From the Picture 3. above is known that the Education level of the Karyawangi Village Community is majority educated at the elementary level with a percentage of 53%. Still, there are several separate schools by 3%. Based on his work, the people of Karyawangi Village's diverse professional work start from farmers, laborers, traders, entrepreneurs, civil servants, teachers, etc. Details are presented in the image below This:



Picture 4. Percentage Karyawangi Village Community Work

Source: Karyawangi Village Profile, 2023.



The Picture 4. above shows that the majority of work carried out by the Karyawangisi Village Community is as laborers with a percentage of 47%, followed by working people as self-employed with 21%. Viewed from the religion embraced by the people of Karyawangi Village, everything is mulism adherents of the Islamic religion.

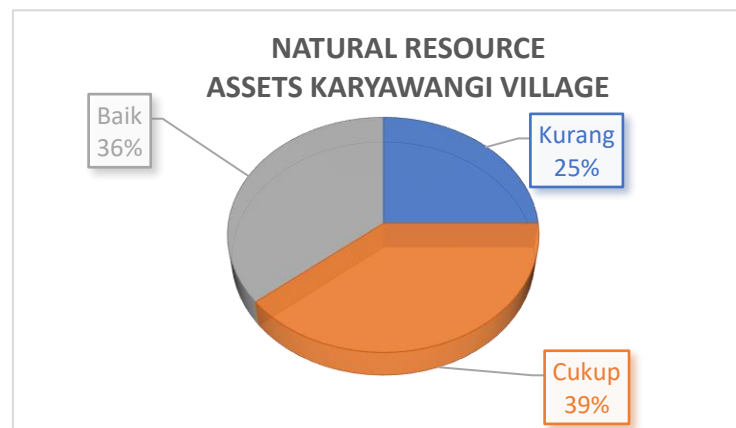
#### Analysis Potency Livelihood Sustainable

Analysis of sustainable potency livelihood in activity mapping social activities in the Karyawangi Village uses the Sustainable Livelihood Approach (SLA) or Potency Livelihood Sustainable approach. Potency the analyzed of the five existing assets like:

#### Natural Resource Assets

Source capital Power Natural is source power that can be utilized for productivity public through the utilization of natural such as rice fields, yards, forests, villages, rivers, or other water sources. Karyawangi Village was a previous village majority of its people worked in land agriculture; now has switched become people who work in the sector industry. Remember Banten Province in several districts/cities as area or industrial areas such as Cilegon City, Tangerang City, and Regency Attack (A. Putra et al., 2022).

There is a shift from public agrarian become public industry. The appearance of an industry new to a region will impact a large quantity of power work, making the area an objective for urbanization. This is because the presence industry needs Lots of power work, so many people choose To migrate to areas that have industry (Mulyadi, 2015: 317). In line with data from the 2020 Population Census conducted by BPS, it provides comprehensive data regarding lifetime migration and current migration patterns throughout Indonesia. Lifetime migration refers to individuals moving from their place of birth to another location at any time in their lives, while recent migration tracks moves that occurred within the last five years.



Picture 5. Karyawangisi Village Natural Resource Assets

Source: results Processed researcher data, 2023.

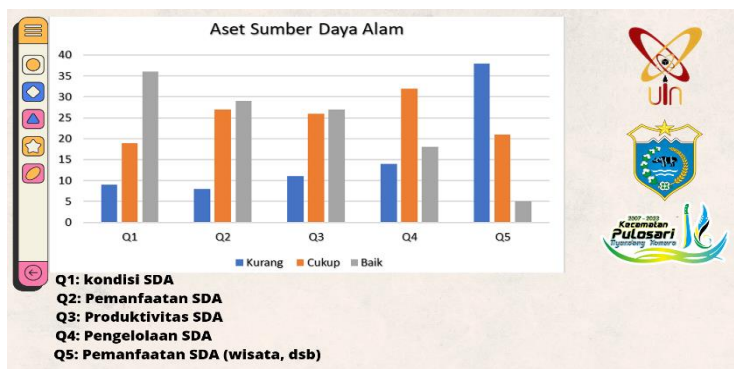
The Picture 5. above shows that source Power nature in theKaryawangi Village tend Enough. Be marked with commodities in the field of agriculture No too superior. This is one of the factors supporting public village switch professions as industry workers. Evaluation condition source Power the nature of Karyawangi Village the be measured based on questions as follows Table 4.:

Table 4. Natural Resources Asset Questions

No	Question
1	Condition resource nature in Karyagi Village
2	Utilization Resource nature in Karyagi Village
3	Productivity utilization of land agriculture
4	Processing results product agriculture/plantation
5	Utilization of Tour Nature in Karyagi Village

Source: Researcher, 2023.

As for the results from processed question data, natural resource assets above as depicted in a way detailed in the diagram below:



Picture 6. Processed Data on Natural Resources Assets in Karyawangi Village

Source: results Processed research data 2023.

The Picture 6. above results from field data processing and shows the condition source Power natural until with How utilization asset source Power existing nature. Karyawangi Village's potency source Power good nature. One is availability channel irrigation, which can irrigate land agriculture and be used as a tour of nature, apart from that, much available land is used as location tour education. Although so, society does not enough realize the utilization of existing natural resources. As the picture below shows the potential of natural resources in the Karyawangi Village Picture 7.



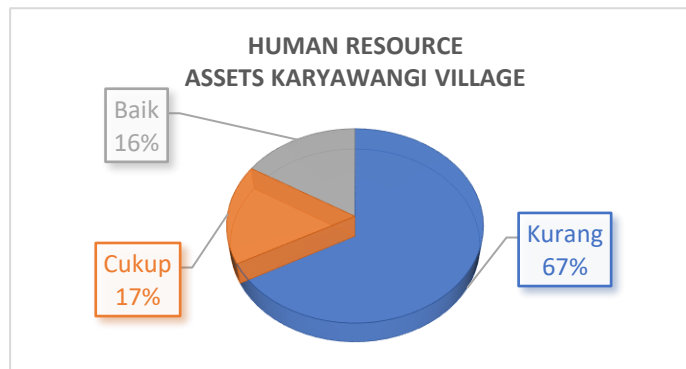
Picture 7. Destination Papalidan Water Tour / *River Tubing* Pulosari

Source : documentation MANAGERS Papalidan Pulosari.

### Human Resource Assets

Based on monograph data from Karyawangi Village has 3,320 people and is in the order sixth from all villages in the District Pulosari in matter ratio resident. Education is the standard for can measure quality resource human (person or group public). The more tall level of education possessed someone, then can confirmed that quality He is also tall, and vice versa.

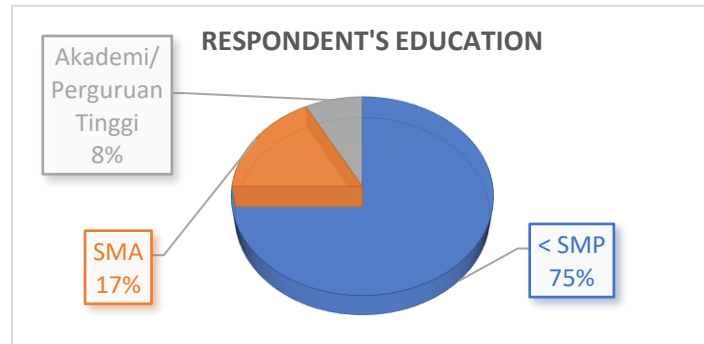
Following is description in a way general quality source Power the humans in theKaryawangi Village are presented in detail in the diagram below Picture 8.:



Picture 8. Karyawangis Village Human Resources Assets

Source: results Processed researcher data, 2023.

The Picture 8. above show that source Power human beings in Karyawangi Village Still not enough. Evaluation condition source Power man the measured one of them with use question related level education individual. Education is something base or Foundation in obtain good life (Purwananti, 2016: 220). So that can enlighten life nation, the 1945 Constitution of the Republic of Indonesia stipulates that education must provided. As for level education respondents from results found in the field in a way detailed depicted in the diagram below Picture 9:



Picture 9. Education level of respondents in Karyawangi Village

Source : results Processed researcher data , 2023.

From the Picture 9. above is known that respondent's education level in activity mapping social, totaling 64 respondents, 75 % or about 48 people level his education No more from level School Medium First (junior high school/ equivalent). Meanwhile 17% or about 11 people level his education reach the level School Upper Middle School (SMA/ equivalent), and there are 8% or about 5 people attended it education up to level bachelor. Evaluation condition source Power the people of Karyawangi Village the be measured based on questions as following Table 5.:

Table 5. Human Resource Asset Questions

No	Question
1	formal education
2	Skills possessed _ I For support work / business
3	I ever follow training For support work / business You
4	Health level You in two years last ( specify If there is a history of illness )
5	is You involved active in network the work / business you do

Source: Researcher, 2023.

As for the results from processed question data Human Resource assets above as depicted in a way detailed in the diagram below This:



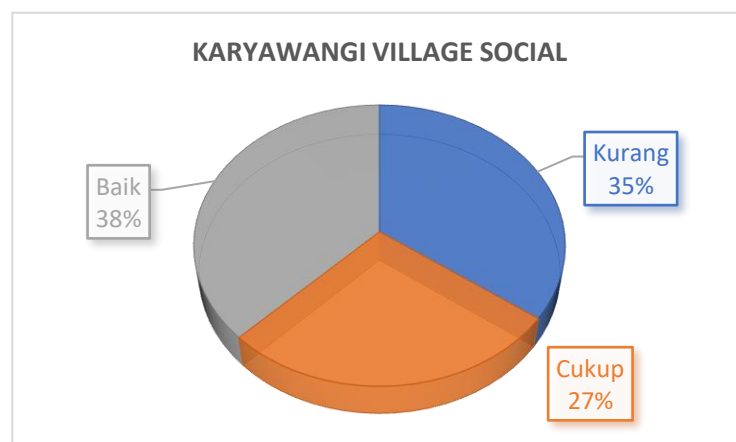
Picture 10. Processed Data on Karyawangis ' Village Human Resources Assets

Source: results Processed research data 2023.

Picture 10. the graph above is results field data processing shows condition source Power human beings in Karyawangi Village in various aspect such as education, skills, training and networks work or business Still not enough. For level of public health Good. It is hoped that participating in training and skills development can improve the quality of human resources in the Karyawangi village.

### Social Assets

Social capital concept according to Hanifan in Syahra (2003: 2) originate from confidence that member public No Possible can finish problem in a way independent. For overcome problem that, every member interested communities must Work the same and working the same with Good. Basic forms of social capital formed through solidarity as part from business individual in effort for group. Borrow Emile Durkheim's term in Schaefer (2006) Two forms of solidarity are: *First*, solidarity mechanic can be understood as a form of binding solidarity between the individuals in the group based on a sense of togetherness , existence rule in group without looking at social status from existing individuals. *Second*, solidarity organic make up solidarity that refers to differences individual with individual based on their respective related skills with something group social , because each individual need other people's expertise (Rudito & Famiola, 2013: 57). Following is description in a way general asset The social activities in theKaryawangi Village are presented in detail in the diagram below:



Picture 11. Karyawangisi Village Social Assets

Source: results Processed researcher data, 2023.

The Picture 11. above shows asset social activities in theKaryawangi Village are Already good. This matter was found Because there is still cooperation and involvement public in cooperation. Even though There is in part public with a percentage of 11% or around seven respondents

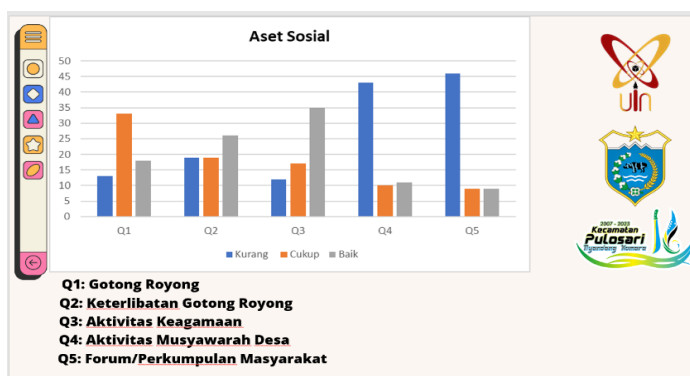
admitted not enough active follow cooperation activities. Some people in society lack active cooperation Because busy Work forces them to put aside mutual cooperation activities in the village even around the environment where they stay. Evaluation condition asset Karyawangi Village Social will be measured based on questions as follows:

Table 6. Social Asset Questions

No	Question
1	Cooperation activities in the area place live / village I did routinely _
2	I am involved in active cooperation activities
3	I'm involved in active follow activity warning religious
4	I'm involved in active follow-discussion village
5	I joined or followed associations in the community (for example, PKK, Karang Taruna, and so on )

Source: Researcher, 2023.

As for the results from processed question data asset social above as depicted in a way detailed in the diagram below This:



Picture 12. Processed data on the Social Assets of Karyawangisi Village

Source: results Processed researcher data, 2023.

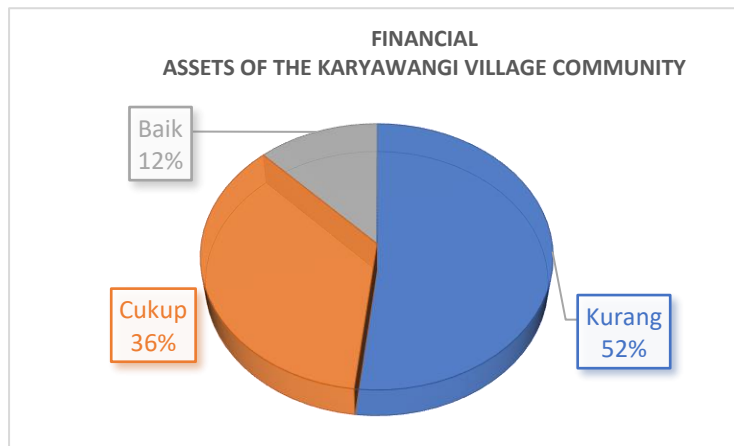
The Picture 12. above shows field data processing results and the condition of asset social activities in the Karyawangi Village Already Good. This matter is seen from Still cooperation activities in the theKaryawangi Village and the involvement public in good cooperation; the same goes for the social and religious public activity. Other statement items (Q4 and Q5) show a lack of involvement in the public village in the activity discussion village. This matter is suspected because the deliberation forum or communication media public in the talk about interest general no done regularly / periodically.

Discussion only held at the time talk about related matters with general interest, for example announcement development of a path that expects cooperation from the public. Or announcements of other related elections, for example, things others as possible. It is not too important for discussion separately, usually Already delivered through communication media, namely at the time of religious studies. The community held its lectures at assemblies taklim existing in the environment they. From the data above, the researcher suggests that all community strengths should be directed toward creating a tourist village that benefits the community (Aldin, Rela, & Budiyanto, 2024).

### Financial Assets

Financial assets are ability economy owned by society. Financial assets are tightly connected with the structure public economy, amount of income, and ability/power buy the public. Financial capital Karyawangi Village people seen from various aspects, including work and activity economy House ladder, income, assets economics and institutions finance. Financial capital is available sources used and exploited public to reach objective livelihood sustainable, who surround reserve or supply Goods owned by Alone nor institution financial form regular cash flow. Social capital covers income, expenses, savings, debts, and wealth (Prihandini, 2017).

In Karyawangi Village, formal finance institutions, such as banks, but a group borrow as many as ten groups. Following is a description of a way general asset finances in the Karyawangi Village are presented in detail in the diagram below:



Picture 13. Financial Assets of Karyawangi Village

Source: results Processed researcher data, 2023.

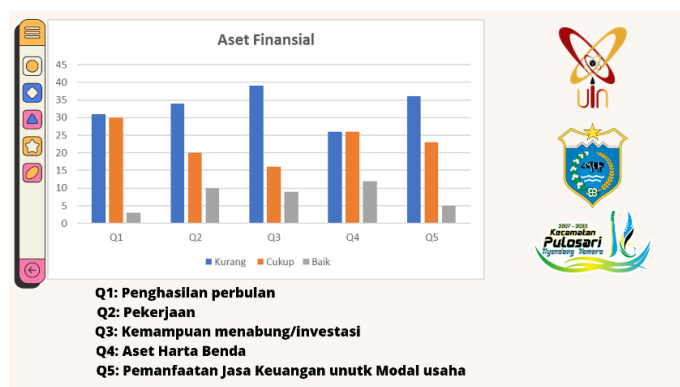
The Picture 13. above shows that asset financial possessions of Karyawangi Village PEOPLE are Still insufficient. As many as 52% of respondents have a poor economy \_ Because their income ranges No more from the Regency UMR Pandeglang. Evaluation condition asset financial KARYAWANGI VILLAGE PEOPLE be measured based on questions as follows:

Table 7. Financial Asset Questions

- 1 Amount income main in period time One month
- 2 Work side, I can add and fulfill needs daily
- 3 Ability to save/invest in One month
- 4 Ownership treasure besides savings and cash ( land, house, livestock, gold, and vehicles )
- 5 Access / utilize service finance in a year final

Source: Researcher, 2023.

As for the results from processed question data asset financial above \_ as depicted in a way detailed in the diagram below this:



Picture 14. Processed data on the Financial Assets of Karyawang Village

Source: results Processed researcher data, 2023.

The Picture 14. above shows the results of field data processing shows that the condition of asset social activities in the Karyawang Village is Still insufficient. The results show that the income per month of respondents is still below the Pandeglang UMR. There are 31 responses, or 48% of society earning IDR 1,000,000 to IDR. Two million five hundred thousand per month, generally income respondents: farmers, traders, and motorcycle taxi drivers. There were 30 respondents, or 47% of society, earning minimum wage; generally, they work as laborers factory/industry. Three respondents, or 5 % of people, own it income above UMR. On the other hand, 53% of respondents own other businesses, such as selling food at open roadside stalls, but income additionally < UMR.

Generally, the people who own the house are on the edge road kingdom; they open shop/shophouses as businesses other for add income. Starting from offering service, cutting hair, selling food, shopping for groceries, and business other. Lots of shops and groceries along the way to Road Kingdom Village; even groceries owned by Karyawang Village People must compete with Indomaret because it is in Karyawangisgi Village. One Indomaret is located at No Far from the Karyawang Village office (Sutikno, Baihaqi, Yusuf, & Sari, 2018).



The picture 15. shows that shop necessities in Karyagi Village face challenges from modern retail stores such as Indomaret in the village. They scramble buyers to shop at each store.

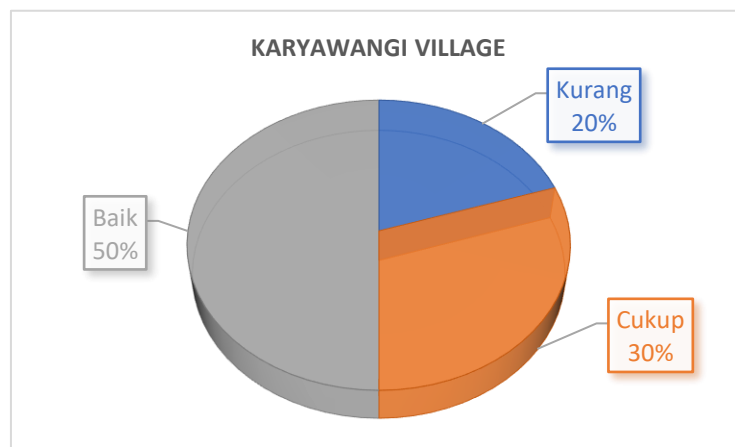


Picture 15. SRC and Indomaret basic food stores in Karyawangi Village.

Source: documentation mapping social, 2023

### Infrastructure Asset

Availability and condition of infrastructure capital public be one factor important in development potency public. Infrastructure is structured physical and organizational basic requirements For a society to mobilize in daily activity, as infrastructure supports the development of public goods in the fields of economy, health, etc education. Condition infrastructure a decent and adequate public will facilitate the development process public. The infrastructure capital analysis of the public in Karyagi Village is based on the condition of the road, availability of educational facilities, health facilities, public facilities, and access to public transportation. Following is a description of the way general asset Existing infrastructure in Karyagi Village is presented in detail in the diagram below:



Picture 16. Karyawangi Village Infrastructure Assets

Source: results Processed research data 2023

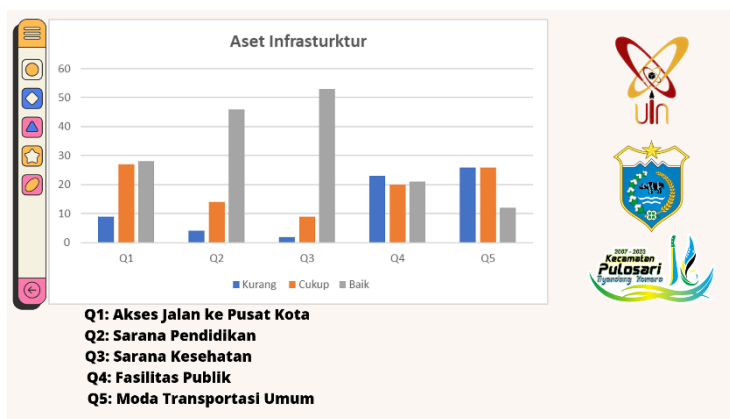
The Picture 16. above shows the asset-owned infrastructure of Karyawangi Village People Good. 50% of the infrastructure is in the inner village condition well, like road, means education, facilities health, facilities public. Evaluation condition asset Karyawangi Village infrastructure be measured based on questions as follows Table 8.:

Table 8. Infrastructure Asset Questions

No	Question
1	Road access from the place stay to the center city.
2	Availability means infrastructure education.
3	Availability means health.
4	Condition facility surrounding public _ place stay You.
5	Transportation access common around _ place stays You.

Source: Researcher, 2023.

As for the results from processed question data asset infrastructure above as depicted in a way detailed in the diagram below:



Picture 17. Processed data on Karyawangi Village Infrastructure Assets

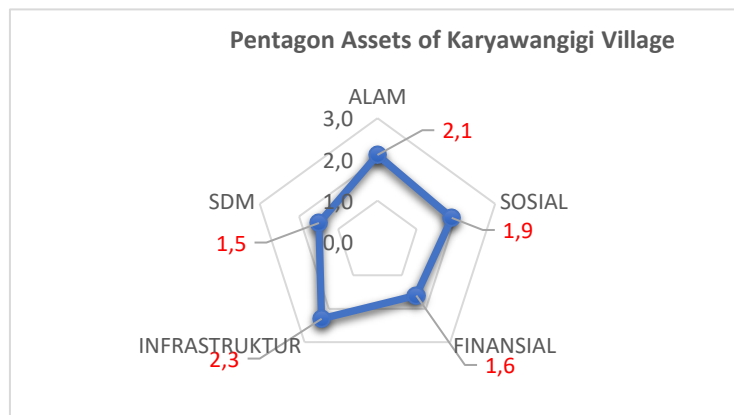
Source: results processed research data, 2023.

The Picture 17. above shows the results of field data processing shows the condition of asset infrastructure Already Good. According to 28 respondents, or 44% of society, the infrastructure road from the place stay they to the center city is good then 27 respondents, or 42% of society, state infrastructure is Already Enough. Besides that, nine respondents, or 14 % of people, conveyed that the road condition is insufficient.

### Analysis of Community Needs for Support Life Sustainable

Analysis need is part of strategies for knowing potency and development programs society does in a way appropriate to support sustainable development. Sustainable development aims to increase society's well-being and fulfill man's needs and desires. Sustainable development tries to balance development between generations, the okay moment, and the future. (Rahadian, 2016:48).

The potential of Karyawangi Village can become a base for designing program recommendations as well can helping formulate solutions for moderate problems \_ faced (Arisanti & Nugroho, 2018). Furthermore, the right approach with method will be formulated to connect the problem with existing potential, opportunities, and challenges. This matter can seen from source capital, Power nature, resource capital, Power human, social capital, financial capital, and infrastructure capital, to name a few in a way detail depicted below:



Picture 18. Karyawangis' Village Asset Pentagon

Source: results Processed researcher data, 2023.

The Picture 18. above shows that the asset highest of the five assets, the SLA, is obtained by the asset infrastructure, 2.3, whereas HR assets constitute the lowest asset, 1.5. Potency development asset infrastructure is not only limited to provision infrastructure, but later, you can also relate with asset others, for example, HR assets. From the Pentagon asset, This can explained as related to the opportunity development of 5 existing assets as recommendations for the programs offered in the empowerment of the people of Karyawangi Village.

### Opportunity development of natural resource assets

Every public owns a possible potential dug up and used for increased condition life. Therefore, every ceremony solution problem to increase the condition of life needs perhaps considers available potential. This is a potency source. Power is natural as giving *gift*/ gift God has to can We manage as well as maybe so you can give maximum benefit to the public.

Following are identification potential and gaps from asset source Power natural as well as opportunity Existing developments in Karyawangi Village Table 9.:

Table 9. Opportunities Natural Resources Asset Development

Potential/ Gaps	Opportunity Development	Justification
<b>Potency source water power in the form of channel irrigation</b>	Utilization of water in the canal irrigation as a tour	Karyawangi Village has to try to optimize tour papali and river tubing.
<b>Potency freshwater fish cultivation.</b>	Utilization of land personnel as pool freshwater fish cultivation.	Lack of public utilise land agriculture in season drought.
<b>Potency land that is not yet available and utilized</b>	As tour education	There are several land in Karyagi Village that are Not yet optimized

Source: results Researcher data processing, 2023.

#### Opportunity HR Asset Development

Source capital Power man becomes a key main in opportunity development for a can-do approach to livelihood sustainable. Enhancement knowledge and skills source Power man will can influence enhancement quality life Karyawangi Village People. This matter becomes balance in see the quality of human resources is comparable straight with level education public.

Following is the identification potential and gaps from asset source Power man as well as opportunity Existing developments in Karyawangi Village Table 10.:

Table 10. Opportunities HR Asset Development

Potential/ Gaps	Opportunity Development	Justification
<b>The low-level education public.</b>	Give portion Chase package A, B, or C. Socialization important education through religious media such as during salary forums.	Partly existing society _ literate will importance education must become a pioneer for other communities.
<b>Minimal skills possessed by the community.</b>	Increase Skills public with stage training available _ towards the fight diversification business public.	Partly, public villages own a business side for adding income.
<b>Pessimistic feeling No can continue</b>	Give service information	Adolescence _ is a

Potential / Gaps	Opportunity Development	Justification
education to more level _ tall Because factor economy.	education, scholarship education, service guidance study, and the like to teenagers, parents, apparatus village, Picture community, and religious Pictures.	phase productive in optimizing its potential as God's gift.  Testimonials from students with academic and non-academic achievements and students who received KIP (Smart Indonesia Card)

Source: results Processed researcher data, 2023.

### Opportunity Development asset Social

Social capital is pattern organization social like networks, trust, and norms that can bring people together and make it possible to action together (Putnam, 1993: 167). Whereas Fukuyama (1999) Social capital is gathering informal values and habits shared by insiders, possibly community Work The same. Member groups will trust each other.

In line with Fukuyama, Ife & Tesoriero (2006) put forward that social capital can be considered the glue that holds together society and relationships between individuals producing solidarity social and obligation social. Social capital can form activities always done routinely; indeed, social institutions become a receptacle for doing an activity together in public villages, as well there are rituals or cultures to commemorate something.

Following is the identification potential and gaps from asset social as well as opportunity Existing developments in Karyawangi Village Table 11.:

Table 11. Opportunities Social Asset Development

Potential / Gaps	Opportunity Development	Justification
Cooperation activities begin _ to decrease.	Reactivate the activity clean up in circles public.	Cooperation activities are key to get it creating cohesiveness between the public. Increasing social cohesiveness can become energy _ For the progress of Karyawangi Village.
Spirit in activity still religious _ Enough big.	Make Spirit religious as effort pusher collectivity	Study Assembly taklim is still very thick in almost _

Potential/ Gaps	Opportunity Development	Justification
	public.	every existing RT. Study become a medium of interaction between the public.
<b>Group youth like the Islamic Youth Mosque/ Pushola (RISMA) in each environment.</b>	Development of creativity members through activity social and economic.	Risma group is active in activities in each mosque/ prayer room environment.

Source: results Processed researcher data, 2023.

### Opportunity Financial Asset Development

The financial capital required can support and make it easier opportunity the public to utilize existing opportunities. Good in try nor fulfillment need life other. The existence of financial capital can be attempted to see existing potential and capabilities. Social capital covers income, expenses, savings, debt receivables, and wealth. In research, This is the financial capital that exists in the community in Karyawangi Village, including: income, savings, loans, wealth, ownership house, and receivables. Following is the identification potential and gaps from asset financial as well as opportunity Existing developments in Karyawangi Village Table 12.:

Table 12. Opportunities Financial Asset Development

Potential/ Gaps	Opportunity Development	Justification
<b>Minimal income public.</b>	Make BUMDes as a medium for developing MSMEs in the village	As a system supporter of diversification, business public village through activity assistance, improvement capacity, and business monitoring.
<b>Entangled debt to Emok Bank (loan shark).</b>	Give knowledge to the public about literacy finances, so No Again borrow from loan sharks.	Society still borrows from mobile banks.

Source: results Processed researcher data, 2023.

### Opportunity Infrastructure Asset Development

Physical capital is the most important form means adequate infrastructure. Physical capital This is Then required for enhancement quality and increasing development level competence with area other. Following is the identification potential and gaps in asset infrastructure as well as opportunity Existing developments in Karyawangi Village Table 13.:

Table 13. Opportunities Infrastructure Asset Development

Potential / Gaps	Opportunity Development	Justification
There isn't any transportation in general yet.	Coordinate with <i>local stakeholders</i> for opening route transportation common in the theKaryawangi Village.	Karyawangi Village Not yet traversed by transportation general. Society tends to use personal vehicles For traveling. They use a motorbike taxi if they do not own a personal vehicle.
Cleanliness environment, minimal place disposal of rubbish.	Establish a waste bank business unit.	Karyawangi Village does Not yet own management rubbish integrated.

Source: results Processed researcher data, 2023

## Conclusion

This study shows that Karyawangi Village has great potential in natural and social assets but faces challenges in human capital, finance and infrastructure management. Key recommendations include Improving Skills and Education: Organizing skills training programs and catch-up education packages to improve the quality of human resources. Better Financial Management: Financial literacy education to reduce dependence on loan sharks. Nature-Based Tourism Development: Integrating natural resources with sustainable tourism. Waste Management and Infrastructure: Building waste banks and improving access to public transportation.

## References

- Achmad, W. (2023). Pemetaan Sosial dan Tanggung Jawab Sosial Perusahaan: Dinamika Program Pemberdayaan di Indonesia. *Innovative: Journal Of Social Science Research*, 3(4), 4367–4380. <https://doi.org/Retrieved> from <https://j-innovative.org/index.php/Innovative/article/view/3594>.
- Afandi, A., Laily, N., Wahyudi, N., Umam, M. H., Kambau, R. A., Rahman, S. A., ... Wahyudi, J. (2022). *Motodologi Pengabdian Kepada Masyarakat* (Suwendi, A. Bsir, & J. Wahyudi, eds.). Jakarta: Direktorat Pendidikan Tinggi Keagamaan Islam Direktorat Jenderal Pendidikan Islam Kementerian Agama Republik Indonesia.
- Aldin, M., Rela, I. Z., & Budiyanto, B. (2024). Pemetaan Sosial Dan Partisipasi Stakeholder Dalam Perencanaan Program Pengembangan Ekonomi Komunitas Di Desa Mapila Kecamatan Kabaena Utara Kabupaten Bombana. *Jurnal Ilmiah Penyuluhan Dan Pengembangan Masyarakat*, 4(3), 301–310. <https://doi.org/https://doi.org/10.56189/jipppm.v4i3.19>.
- Amiruddin, L., & Rozalinna, G. M. (2020). Participatory Mapping for Disasters in Tulungrejo Village, Bumiaji Sub-District, Batu City. *Jurnal Partisipatoris*, 2(1), 19. <https://doi.org/10.22219/jp.v2i1.11743>.

- Annisa, Y., & Fadli, M. (2024). Partisipasi Masyarakat Dalam Pemetaan Sosial Ekonomi. *JMM: Jurnal Masyarakat Madani Jurnal Kajian Islam Dan Pengembangan Masyarakat*, 9(1), 117–134. <https://doi.org/http://dx.doi.org/10.24014/jmm.v9i1.29265>.
- Arisanti, Y., & Nugroho, P. W. (2018). Strategi Manajemen Bencana di Kabupaten Magelang. *Berita Kedokteran Masyarakat*, 1(4), 12. <https://doi.org/10.22146/bkm.37651>.
- Cooper, D. R., & Schindler, P. S. (2011). *Metode Riset Bisnis (terjemahan)* (Edisi 9). Jakarta: PT Media Global Edukasi.
- Fukuyama, F. (1999). *Trust, Kebajikan Sosial Dan Penciptaan Kemakmuran* (Ruslani, ed.). Yogyakarta: Qalam.
- Gunawan, W. (2018). *Tahapan Pembangunan Masyarakat*. Bandung: Unpad Press.
- Gunawan, W., & Sutirno, B. (2021). Pemetaan Sosial Untuk Perencanaan Pembangunan Masyarakat. *Sawala: Jurnal Pengabdian Masyarakat*, Vol. 2(2), 94–105.
- Hawtin, M., & Smith, J. P. (2007). *Community Profiling*. New York: Open University Press.
- Ife, J. (1996). *Pembangunan Masyarakat: Analisis dan Praktik*. Jakarta: CFMS.
- Ife, J., & Tesoriero, F. (2006). *Community Development, Community Based alternatives in age of globalization*. Australia: Perason Longman.
- Kartasasmita, G. (1996). *Pembangunan Untuk Rakyat: Memadukan Pertumbuhan dan Pemerataan*. Jakarta: CIDES.
- Khoiron, M. N. (2000). *Pendidikan Politik bagi Warga Negara*. Yogyakarta: LKiS.
- Moore, W. (1967). *Order and Change, Essay in Comparative Sociology*. New York: John Wiley & Sons.
- Mulyadi, M. (2015). Perubahan Sosial Masyarakat Agraris Ke Masyarakat Industri Dalam Pembangunan Masyarakat Di Kecamatan Tamalate Makassar. *Jurnal Bina Praja*, Vol. 7(4), 311–322.
- Nilasari, D. S. (2021). Faktor-Faktor Yang Mempengaruhi Keberhasilan Desa Wisatakunguk dengan Pendekatan Sustainable Livelihood Approach. *Jurnal Ilmiah Jurusan Ilmu Ekonomi*.
- Payne. (1997). *Modern Social Work Theory*. London: Macmillan Press.
- Pranarka, A. M. ., & Moeljarto, V. (1996). *Pemberdayaan: Konsep, Kebijakan dan Implementasi*. Jakarta: CSIS.
- Prihandini, N. (2017). Identifikasi Modal (Sosial, Alam, Finansial, Fisik dan Manusia) Pada Dusun Wisata Sade Di Kabupaten Lombok Tengah. *Jurnal Ilmiah Mahasiswa FEB*, Vol. 6(1).
- Purwananti, Y. S. (2016). Peningkatan Kualitas Pendidikan Sebagai Pencetak Sumber Daya Manusia Handal. *Proceedings International Seminar FoE (Faculty of Education)*, 220–229.
- Putnam, R. (1993). The Prosperous Community Social Capital. *Journal of Democracy*, Vol. 5(1).
- Putra, A., Darmawan, E., Rahmi, K., Riyadi, S. F., Arieta, S., Igiyasi, T. S., ... Humaedi, S. (2022). Pemetaan Sosial Desa Payamaram Kecamatan Palmatak Kabupaten Kepulauan Anambas. *Takzim: Jurnal Pengabdian Masyarakat*, Vol. 2(6–17).
- Putra, M. U. M., & Dilham, A. (2017). Pemetaan Sosial Ekonomi Masyarakat Kecamatan Dumai Timur (Studi Kasus: Kelurahan Bukit Timah). *Jurnal Wira Ekonomi Mikroskil*, 7(1). <https://doi.org/https://doi.org/10.55601/jwem.v7i1.432>.



- Rahadian, A. . (2016). Strategi Pembangunan Berkelanjutan. *Prosiding Seminar STIAMI*, 46–56. Jakarta: Sekolah Tinggi Ilmu Administrasi Mandala Indonesia.
- Rahmawati, D., Pamungkas, A., Aulia, B. U., Larasati, K. D., Rahadyan, G. A., & Dito, A. H. (2016). Participatory Mapping for Urban Fire Risk Reduction in High-Density Urban Settlement. *Procedia - Social and Behavioral Sciences*, 227(November 2015), 395–401. Elsevier Ltd. <https://doi.org/10.1016/j.sbspro.2016.06.091>.
- Ritzer, G., & Goodman, D. J. (2008). *Ritzer, George*. Jakarta: Kencana.
- Rudito, B., & Famiola, M. (2013). *Social Mapping, Metode Pemetaan Sosial: Teknik Memahami Suatu Masyarakat*. Bandung: Rekayasa Sains.
- Saefullah, B. Y. (2003). *Pengorganisasian Rakyat*. Jakarta: Incis.
- Schaefer, R. (2006). *Sociology: A Brief Introduction*. Mc. Grow-Hill.
- Sumodiningrat, G. (1999). *Kemiskinan: Teori, Fakta, dan Kebijakan*. Jakarta: Impac.
- Sutikno, S., Baihaqi, I., Yusuf, M., & Sari, N. I. (2018). Pemetaan Sosial dan Ekonomi Masyarakat Di Sekitar Kampus ITS Surabaya. *IPTEK: Journal of Proceedings Series*, 2. <https://doi.org/http://dx.doi.org/10.12962/j23546026.y2018i1.3339>.
- Syahra, R. (2003). Modal Sosial: Konsep dan Aplikasi. *Jurnal Masyarakat Dan Budaya*, Vol. 5(1–22).
- Waidi, A. (2008). *Menuju Masyarakat Berdaya*. Jombang: Lakpesdam NU.